


K-Band Doppler Motion Detector Units

Model Numbers MDU2400/2430/2440



Key Features

- Low Cost
- High Sensitivity
- Patch Antenna
- Wall & Ceiling mount versions
- Small and Flat Profile
- Rugged, reliable construction
- Low Power consumption
- RoHS compliant

Applications

- Intrusion Alarms (Room, Vehicle)
- Door Openers
- Energy Management
- Home Automation
- Presence Sensing

The Microwave Solutions MDU2400, MDU2430 and MDU2440 Motion Detector Units are K-Band microwave transceivers with different coverage patterns that utilise the Doppler shift phenomenon to "sense" motion.

The MDU2400 is optimised for corner mount applications.

The MDU2430 has a narrower beam application for corridor or outdoor use.

The MDU2440 is designed for ceiling mount applications at heights up to 3.5m .

The units feature a resonator stabilised oscillator, which provides stable operation over a broad temperature range in either continuous or low duty cycle pulse mode and an integrated receiver for enhanced sensitivity and reliability.

Operation

The basic principle of operation consists of detecting the frequency shift between a transmitted and a received signal reflected back from a moving object within the field of view of the unit.

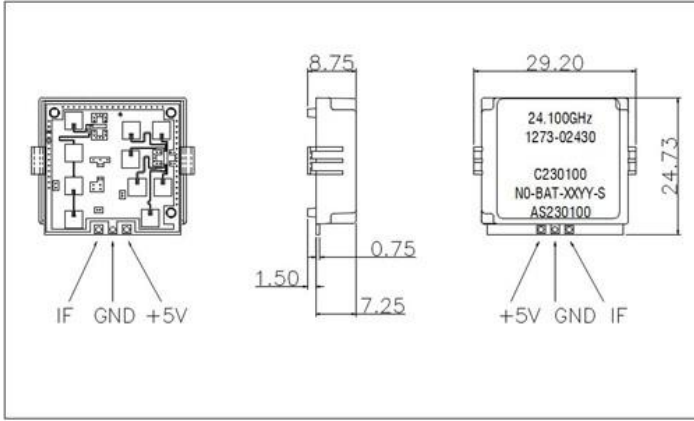
The units produce a low level output signal which can be amplified and processed to provide an audible or visual alarm signal and are manufactured using surface mount techniques, field proven as robust and reliable.

Available Modules

Model	Country	Frequency	Comments	Order Code
MDU 2400	General use	24.1 GHz	Meets EN 300 440	C200100
	UK	24.2 GHz	Meets EN 300 440	C200200
MDU 2430	General use	24.1 GHz	Meets EN 300 440	C230100
	UK	24.2 GHz	Meets EN 300 440	C230200
MDU2440	General use	24.1GHz	Meets EN 300 440	C240100
	UK	24.2 GHz	Meets EN 300 440	C240200

K-Band Doppler Motion Detector Units

Model Numbers MDU2400/2430/2440



Electrical Characteristics

Mechanical Characteristics

Weight	10 g
Tab Connections	0.1" spacing
Metallisation	Gold Flash
	JEDEC JESD97 (e4)

Environmental Characteristics

RoHS Compliant	
Power/Temp. Coefficient (over operating temp. range)	TBD dB
Frequency/Temp. Coefficient (over operating temp. range)	~25 MHz
Operating Temperature	-10° C to +55° C
Storage Temperature	-30° C to +70° C

NOTES Detection range is dependent on size and reflectivity of target and S/N ratio. Doppler

shift at 24.2GHz is 160 Hz per m/s target velocity.

Transmitter

Frequency	See table over
Frequency Setting Accuracy	25 MHz
Power Output (Min.)	13 dBm EIRP (MDU2400/2430)
	10 dBm EIRP (MDU2440)
Operating Voltage	+5 V ± 0.25 V
Operating Current (Continuous)	60mA (max) 50mA (typ)
Average Current (5% DC)	3 mA typ.
Harmonic Emissions	<-10dBm

Pulse Mode Operation

Pulse Width / Duty Cycle (Min.)	5 µsecs / 1%
---------------------------------	--------------

Receiver (Bandwidth DC - -8KHz)

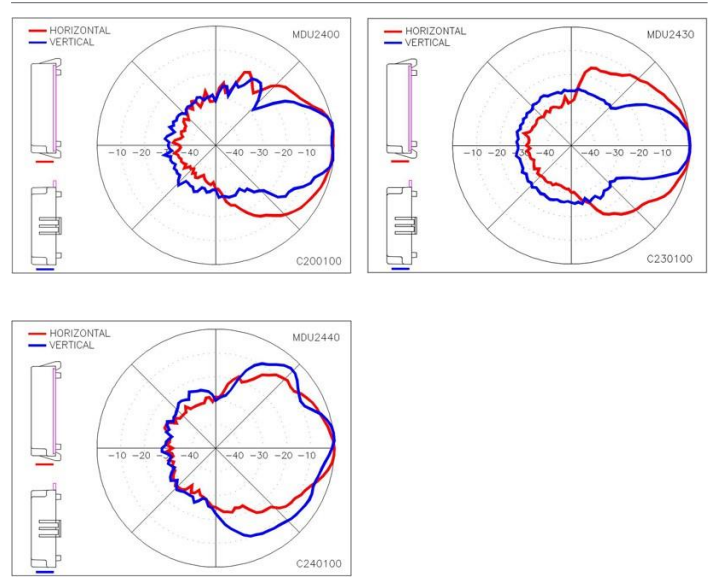
Sensitivity (for a 10 dB S/N ratio)	-73 dBm (MDU2400)
	-78 dBm (MDU2430)
	-70 dBm (MDU2440)
Noise (measured in 3Hz to 80Hz bandwidth)	< 10 µV

Antenna : Wall Mount

MDU2400 Gain	8 dBi
-3 dB Beamwidth E / H Plane	72° / 36°
MDU2430 Gain	11 dBi
-3dB Beamwidth E / H Plane	60° / 18°

Antenna: Ceiling Mount

MDU2440 Gain	5 dBi
-3dB Beamwidth E / H Plane	72° / 72°



MICROWAVE SOLUTIONS LTD.
 Hamilton House,
 111 Marlowes, Hemel Hempstead, Herts., HP1 1BB,
 UNITED KINGDOM
Coverage Pattern

T : +44 (0)870 122 3346
 F : +44 (0)208 929 0039

W : www.microwave-solutions.com
 E : sales@microwave-solutions.com

Copyright (C) 2015 Microwave Solutions Ltd. This document only gives a general description of the product and shall not form part of any contract. Microwave Solutions pursue a policy of continuous product improvement and reserve the right from time to time to amend the specifications of products. Unless otherwise specified the specifications are measured at + 5 V DC CW operation at an ambient temperature of + 25°C